
Lighthouse Festival Theatre

LIGHTHOUSE
FESTIVAL

Relaxed Performance: Visual Guide



For more information about relaxed performances email: rp@lighthouse theatre.com

Visual Guide: Table of Contents

4

Parking Information

5

Entering the Theatre

6-8

Theatre and Show Information

9

Accessibility Resources

11

Exiting the Theatre



view of the theatre from across the street at Powell Park

Welcome to Lighthouse Theatre

*We are happy you are planning to
join us for a relaxed performance!*

Lighthouse Festival Theatre in Port Dover,
Ontario, on Main Street across from
Powell park, at the corner of Main and
Market street.

**When you enter the theatre a Front of
House staff will be ready to greet you!**
*Please note that masking is optional for
attendees of the theatre.*




view of the park from the front entrance



view of the theatre front entrance

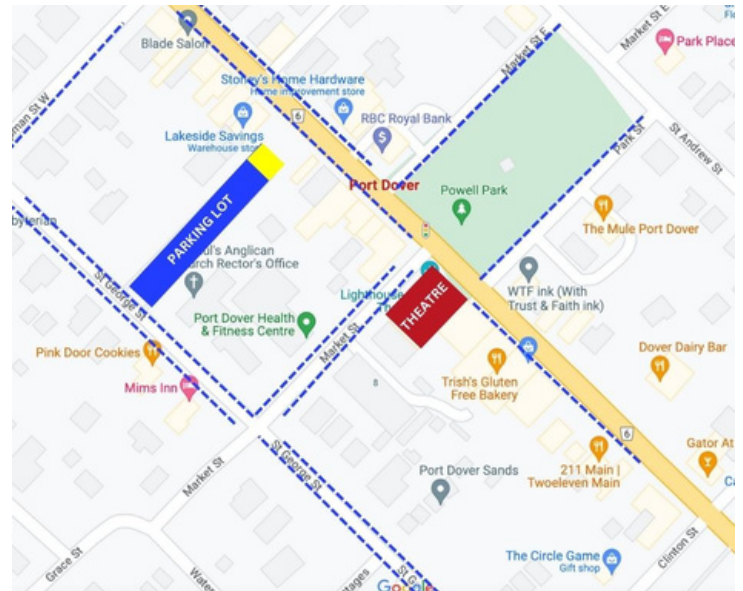
Parking Information



Parking is available surrounding the theatre on the street or at a parkette near the theatre.

Please note: drop off and pick up at the side of the theatre on Market Street will be available.

For more information please view the **Parking Guide** on our website or contact the box office at 519-583-2221.



Street Parking OPTIONS

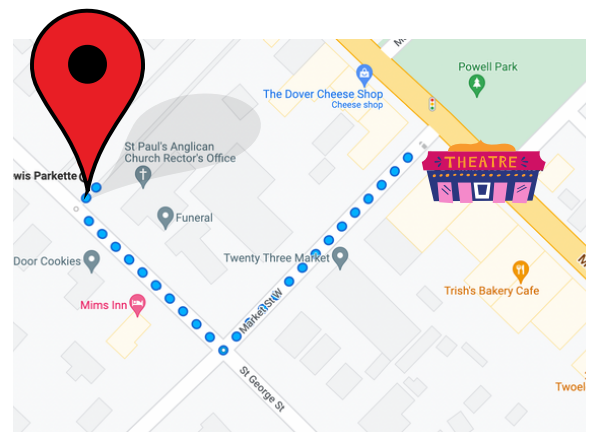
Main Street
Market Street
Park Street
are all the closest FREE street parking options



Parkette

OPTION

The Elmer Lewis Parkette is located a block away from the theatre and a 6-minute walk from the theatre. Parking is FREE in the parkette.





Arriving at Lighthouse

Front of house staff will be at the main entrance, box office, and ticket scanning areas of the lobby in the theatre.

Say hi and feel free to ask anyone wearing a name tag for help if you need it.



scanner for tickets

Ticket Options

Print and Scan STEPS

Have the tickets that you printed ready and move forward to the ticket scanning station shown by a star in the photo above.


Pick up and Scan STEPS

To pick up and scan

1. Visit the box office, and tell them your name and the number of tickets you booked.
2. There may be a line, so please wait patiently.
3. Move forward to the ticket scanning station shown by a star in the photo above.

Getting to the theatre

The theatre is on floor 2, you have the option to use the elevator or stairs. Front of house staff will support you if needed.



Elevator

INFORMATION

Located on the right side of the main hallway, past the lobby of the theatre.



Stairs

INFORMATION

At the end of the main hallway, turn to the right and there are over 20 stairs to climb, with hand rails on both sides of the stairs.



view of the main hallway past the lobby



view entering the Long Bar

Floor 2: The Long Bar

Once on floor 2 you will find yourself in the Long Bar.

Depending on the time you will have to wait to enter the theatre. In the long bar, you can do the following things:

- sit and chat
- listen to music
- read the program
- buy a drink
- buy an ice cream
- or visit the 'chill zone'

The Chill Zone
a quiet place to sit
blankets and activities
available during the show and at
intermission



view in Long Bar





view of the theatre from the stage

Theatre Seating Options

The theatre opens 30 minutes before the show, you will have the option to move to your seat(s) at that time.

Theatre staff will be available to help you get to your seat if needed.



view of the theatre seats



Main Floor SEATING

Enter the main floor of the theatre where the star is shown in the photo above.



Balcony SEATING

Enter the balcony of the theatre where the star is shown in the photo above.

Please note: over 20 narrow stairs to climb

Accessibility during the show

If you are looking for support related to hearing or mobility take a look at the resources in place.

For more information about accessibility check out the **Accessibility Guide** by using the QR code or by viewing our website.



accessibility resources

Hearing DEVICES



Hearing devices increase the show's sound for users by placing the headset over their ears.

How to reserve a device?

Attendees are welcome to sign out a hearing device when booking tickets online. To do this, add a note before completing the seat reservation.

Please note: quantity is limited

For questions about hearing devices please call the box office at 519 582 2221.

Mobility SEATING OPTIONS



There are two accessible seating options listed below.

Remain seated in your mobility device during the performance using seat numbers 9 and 10 in rows A-E on the main floor.


Sitting in a theatre seat, brought a mobility aid for support you want to reserve seat numbers

- seats 1 and 8 A-E in section 4
- seats 11 in sections 1, and 2,3

Please note: part of section 2 is on a slope

Washroom Options

Washrooms are available on floors 1 and 2. Below the details of the washrooms are listed for your review.



General Washrooms

IN LONG BAR

Gender washrooms are available on Floor 2 on the left side (blue wall) of the long bar.

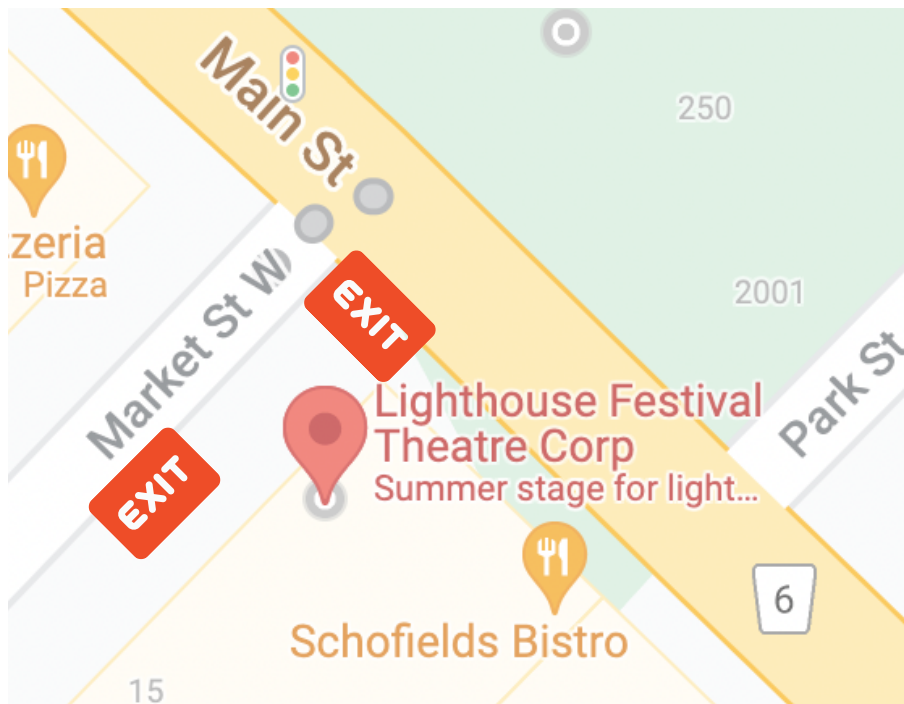
Accessible Washroom

BESIDE LOBBY

A universal and accessible washroom is available on Floor 1 just past the lobby on the right-hand side of the main hallway, before the elevator.

Exiting the Theatre

Guests are welcome to exit the theatre during intermission for fresh air



Market Street

OPTION

At the side of the theatre on Market Street. There is a side exit available at the base of the stairs.



Main Street

OPTION

At the front of the theatre on Main Street through the theatre lobby.

